


APWS-119.02

Mulholland 36

Designer - SEDAP



- NP
- MW
- SW
- RD
- BL
- OL
- EB
- SG
- SM
- PG
- PM
- CG
- CM


• Mounting


Wall mount on a horizontal J-Box (2x4)

• Material

Fibre Reinforced Plaster™ and Protective Tempered Glass

• Lamp type (lamp not included)

 x 1
F21WT5 G5
Fluorescent Tube, 2-Pin

 x 1
F39WT5HO G5
Fluorescent Tube, 2-Pin

• Voltage and Ballast

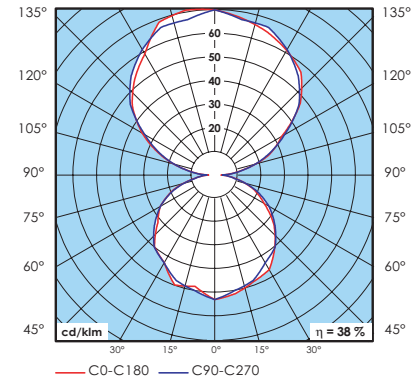

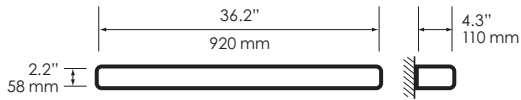
- All our fluorescent lighting fixtures are available in 120 or 277 Volts
- All our ballasts are electronic and are less than 10% THD
- For 347 Volt ballast, please consult the factory
- For electronic dimming ballast, please consult the factory

• Dimensions (Length x Height x Depth)



36.2" x 2.2" x 4.3"

• Weight

15.2 lbs.



HOW TO SPECIFY

SERIES	MODEL#	LAMP TYPE	VOLTAGE	FINISH
APWS	119.02	→ _____	→ _____	→ _____
		 F21WT5  F39WT5HO	120 = 120 Volts 277 = 277 Volts	NP = NATURAL PLASTER MW = MATTE WHITE SW = SATIN WHITE RD = RED BL = BLUE OL = OLIVE EB = EBONY SG = SILVER GLOSS SM = SILVER MATTE PG = PLATINUM GLOSS PM = PLATINUM MATTE CG = COPPER GLOSS CM = COPPER MATTE
Architectural Plaster Wall Sconce				