

Hollywood

Series



Companion Luminaires




Mulholland Series
APWS-119
p. 38-41
"Architectural Plaster"





APWS-118.02 Hollywood 11

Designer - SEDAP



- NP
- MW
- SW
- RD
- BL
- OL
- EB
- SG
- SM
- PG
- PM
- CG
- CM

● **Mounting**

Wall mount on a horizontal J-Box (2x4)

● **Material**

Fibre Reinforced Plaster™ and Protective Tempered Glass

● **Lamp type** (lamp included)

CF20WEL E26
Self-Ballasted Compact Fluorescent, Medium base

● **Voltage and Ballast**

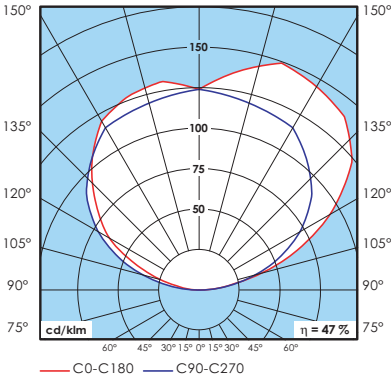
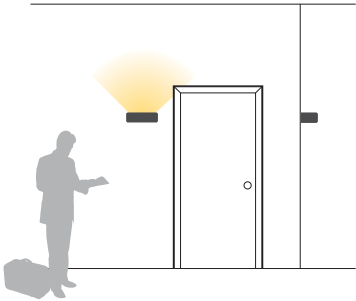
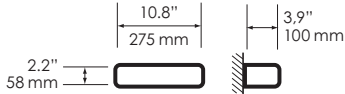
• All our Self-Ballasted Compact Fluorescent lighting fixtures are available in 120 Volts only

● **Dimensions** (Length x Height x Depth)

10.8" x 2.2" x 3.9"

● **Weight**

2.3 lbs.



HOW TO SPECIFY

SERIES	MODEL#	LAMP TYPE	VOLTAGE	FINISH
APWS	118.02	➔ _____	➔ _____	➔ _____
		CF20WEL	120 = 120 Volts	NP = NATURAL PLASTER MW = MATTE WHITE SW = SATIN WHITE RD = RED BL = BLUE OL = OLIVE EB = EBONY SG = SILVER GLOSS SM = SILVER MATTE PG = PLATINUM GLOSS PM = PLATINUM MATTE CG = COPPER GLOSS CM = COPPER MATTE
Architectural Plaster Wall Sconce				

APWS-118.03

Hollywood 12

Designer - SEDAP

- NP
- MW
- SW
- RD
- BL
- OL
- EB
- SG
- SM
- PG
- PM
- CG
- CM


• Mounting

Wall mount on a horizontal J-Box (2x4)

• Material

Fibre Reinforced Plaster™ and Protective Tempered Glass

• Lamp type (lamp not included)

 x 1
CFM36W 2G10
Compact Fluorescent, F-Lamp T5, 4-Pin

• Voltage and Ballast

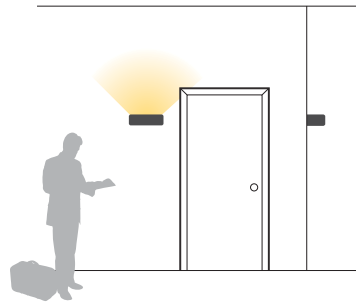
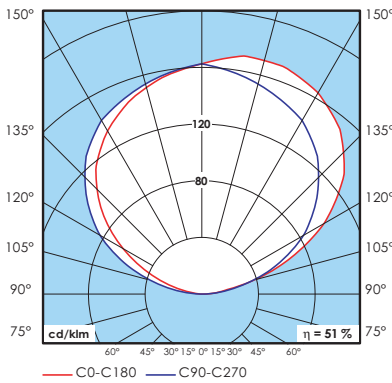
- All our fluorescent lighting fixtures are available in 120 or 277 Volts
- All our ballasts are electronic and are less than 10% THD
- For 347 Volt ballast, please consult the factory
- For electronic dimming ballast, please consult the factory

• Dimensions (Length x Height x Depth)



12.4" x 2.4" x 6.5"

• Weight

6.6 lbs.



HOW TO SPECIFY

SERIES	MODEL#	LAMP TYPE	VOLTAGE	FINISH														
APWS	118.03	 _____	→ _____	→ _____														
		 CFM36W	120 = 120 Volts 277 = 277 Volts	<table border="0"> <tr> <td>NP = NATURAL PLASTER</td> <td>SG = SILVER GLOSS</td> </tr> <tr> <td>MW = MATTE WHITE</td> <td>SM = SILVER MATTE</td> </tr> <tr> <td>SW = SATIN WHITE</td> <td>PG = PLATINUM GLOSS</td> </tr> <tr> <td>RD = RED</td> <td>PM = PLATINUM MATTE</td> </tr> <tr> <td>BL = BLUE</td> <td>CG = COPPER GLOSS</td> </tr> <tr> <td>OL = OLIVE</td> <td>CM = COPPER MATTE</td> </tr> <tr> <td>EB = EBONY</td> <td></td> </tr> </table>	NP = NATURAL PLASTER	SG = SILVER GLOSS	MW = MATTE WHITE	SM = SILVER MATTE	SW = SATIN WHITE	PG = PLATINUM GLOSS	RD = RED	PM = PLATINUM MATTE	BL = BLUE	CG = COPPER GLOSS	OL = OLIVE	CM = COPPER MATTE	EB = EBONY	
NP = NATURAL PLASTER	SG = SILVER GLOSS																	
MW = MATTE WHITE	SM = SILVER MATTE																	
SW = SATIN WHITE	PG = PLATINUM GLOSS																	
RD = RED	PM = PLATINUM MATTE																	
BL = BLUE	CG = COPPER GLOSS																	
OL = OLIVE	CM = COPPER MATTE																	
EB = EBONY																		
Architectural Plaster Wall Sconce																		

APWS-118.04 Hollywood 24

Designer - SEDAP



- NP
- MW
- SW
- RD
- BL
- OL
- EB
- SG
- SM
- PG
- PM
- CG
- CM


• Mounting


Wall mount on a horizontal J-Box (2x4)

• Material

Fibre Reinforced Plaster™ and Protective Tempered Glass

• Lamp type (lamp not included)

 x 1
F14WT5 G5
Fluorescent Tube, 2-Pin

 x 1
F24WT5HO G5
Fluorescent Tube, 2-Pin

• Voltage and Ballast

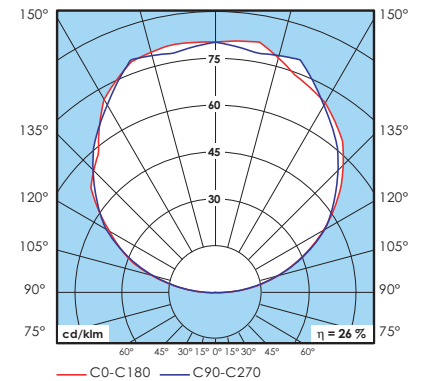
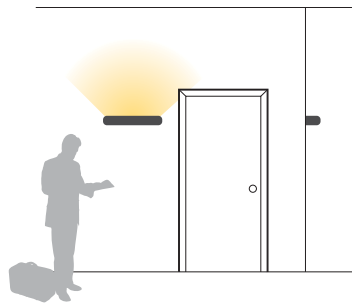
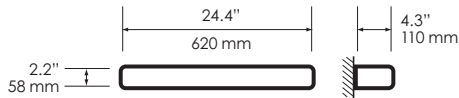
- All our fluorescent lighting fixtures are available in 120 or 277 Volts
- All our ballasts are electronic and are less than 10% THD
- For 347 Volt ballast, please consult the factory
- For electronic dimming ballast, please consult the factory

• Dimensions (Length x Height x Depth)



24.4" x 2.2" x 4.3"

• Weight

7.9 lbs.



HOW TO SPECIFY

SERIES	MODEL#	LAMP TYPE	VOLTAGE	FINISH
APWS	118.04	→ _____	→ _____	→ _____
		 F14WT5  F24WT5HO	120 = 120 Volts 277 = 277 Volts	NP = NATURAL PLASTER SG = SILVER GLOSS MW = MATTE WHITE SM = SILVER MATTE SW = SATIN WHITE PG = PLATINUM GLOSS RD = RED PM = PLATINUM MATTE BL = BLUE CG = COPPER GLOSS OL = OLIVE CM = COPPER MATTE EB = EBONY
Architectural Plaster Wall Sconce				

APWS-118.05

Hollywood 25

Designer - SEDAP

- NP
- MW
- SW
- RD
- BL
- OL
- EB
- SG
- SM
- PG
- PM
- CG
- CM

• Mounting

Wall mount on a horizontal J-Box (2x4)

• Material

Fibre Reinforced Plaster™ and Protective Tempered Glass

• Lamp type (lamps not included)



FT36W 2G11 RS
Compact Fluorescent, Long Twin T5, 4-Pin

• Voltage and Ballast

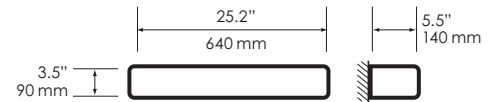

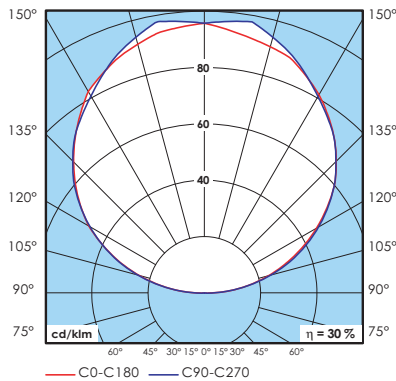
- All our fluorescent lighting fixtures are available in 120 or 277 Volts
- All our ballasts are electronic and are less than 10% THD
- For 347 Volt ballast, please consult the factory
- For electronic dimming ballast, please consult the factory

• Dimensions (Length x Height x Depth)

25.2" x 3.5" x 5.5"

• Weight

15.7 lbs.



HOW TO SPECIFY

SERIES	MODEL#	LAMP TYPE	VOLTAGE	FINISH
APWS	118.05	→ _____	→ _____	→ _____
		FT36W T5	120 = 120 Volts 277 = 277 Volts	NP = NATURAL PLASTER SG = SILVER GLOSS MW = MATTE WHITE SM = SILVER MATTE SW = SATIN WHITE PG = PLATINUM GLOSS RD = RED PM = PLATINUM MATTE BL = BLUE CG = COPPER GLOSS OL = OLIVE CM = COPPER MATTE EB = EBONY
Architectural Plaster Wall Sconce				

APWS-118.06 Hollywood 36

Designer - SEDAP



- NP
- MW
- SW
- RD
- BL
- OL
- EB
- SG
- SM
- PG
- PM
- CG
- CM


• Mounting


Wall mount on a horizontal J-Box (2x4)

• Material

Fibre Reinforced Plaster™ and Protective Tempered Glass

• Lamp type (lamp not included)

 x 1
F21WT5 G5
Fluorescent Tube, 2-Pin

 x 1
F39WT5HO G5
Fluorescent Tube, 2-Pin

• Voltage and Ballast

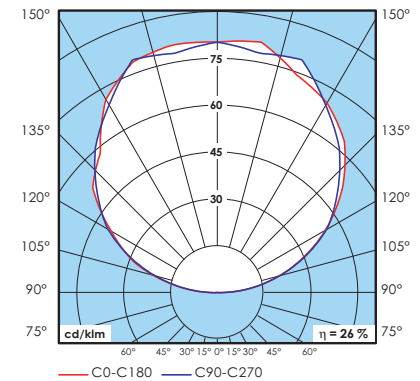
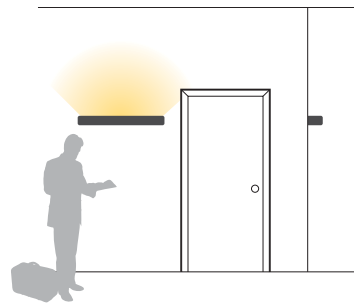
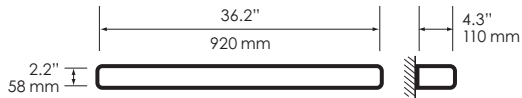
- All our fluorescent lighting fixtures are available in 120 or 277 Volts
- All our ballasts are electronic and are less than 10% THD
- For 347 Volt ballast, please consult the factory
- For electronic dimming ballast, please consult the factory

• Dimensions (Length x Height x Depth)



36.2" x 2.2" x 4.3"

• Weight

11.9 lbs.



HOW TO SPECIFY

SERIES	MODEL#	LAMP TYPE	VOLTAGE	FINISH
APWS	118.06	→ _____	→ _____	→ _____
		 F21WT5  F39WT5HO	120 = 120 Volts 277 = 277 Volts	NP = NATURAL PLASTER SG = SILVER GLOSS MW = MATTE WHITE SM = SILVER MATTE SW = SATIN WHITE PG = PLATINUM GLOSS RD = RED PM = PLATINUM MATTE BL = BLUE CG = COPPER GLOSS OL = OLIVE CM = COPPER MATTE EB = EBONY
Architectural Plaster Wall Sconce				

APWS-118.07

Hollywood 48

Designer - SEDAP

- NP
- MW
- SW
- RD
- BL
- OL
- EB
- SG
- SM
- PG
- PM
- CG
- CM


• Mounting


Wall mount on a horizontal J-Box (2x4)

• Material

Fibre Reinforced Plaster™ and Protective Tempered Glass

• Lamp type (lamp not included)

 x 1
F28WT5 G5
Fluorescent Tube, 2-Pin

 x 1
F54WT5HO G5
Fluorescent Tube, 2-Pin

• Voltage and Ballast

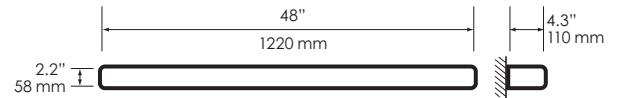
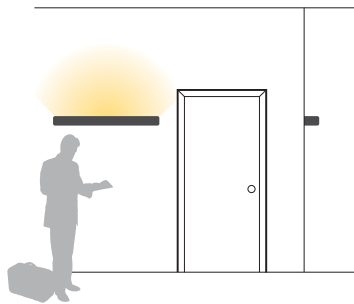
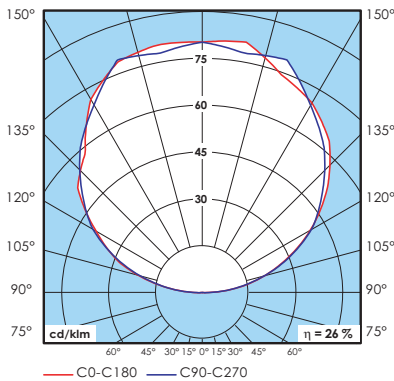

- All our fluorescent lighting fixtures are available in 120 or 277 Volts
- All our ballasts are electronic and are less than 10% THD
- For 347 Volt ballast, please consult the factory
- For electronic dimming ballast, please consult the factory

• Dimensions (Length x Height x Depth)



48.0" x 2.2" x 4.3"

• Weight

15.4 lbs.



HOW TO SPECIFY

SERIES	MODEL#	LAMP TYPE	VOLTAGE	FINISH
APWS	118.07	→ _____	→ _____	→ _____
		 F28WT5  F54WT5HO	120 = 120 Volts 277 = 277 Volts	NP = NATURAL PLASTER MW = MATTE WHITE SW = SATIN WHITE RD = RED BL = BLUE OL = OLIVE EB = EBONY SG = SILVER GLOSS SM = SILVER MATTE PG = PLATINUM GLOSS PM = PLATINUM MATTE CG = COPPER GLOSS CM = COPPER MATTE
Architectural Plaster Wall Sconce				



www.sedap-na.com