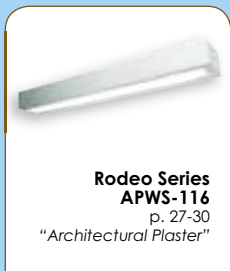


# Sunset Boulevard

Series



Companion Luminaires



**Rodeo Series**  
**APWS-116**  
p. 27-30  
"Architectural Plaster"





# APWS-115.02

## Sunset 11

Designer - SEDAP



- NP
- MW
- SW
- RD
- BL
- OL
- EB
- SG
- SM
- PG
- PM
- CG
- CM

### Mounting

Wall mount on a horizontal J-Box (2x4)

### Material

Fibre Reinforced Plaster™ and Protective Tempered Glass

### Lamp type (lamp included)

 x 1  
CF20WEL E26  
Self-Ballasted Compact Fluorescent, Medium base

### Voltage and Ballast

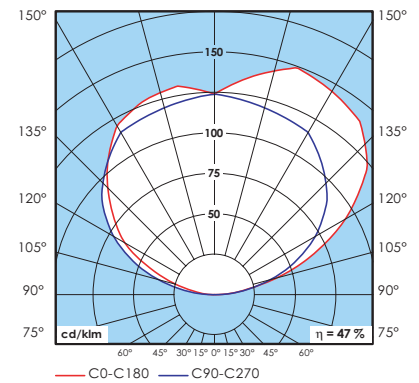

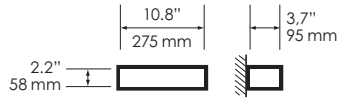
All our Self-Ballasted Compact Fluorescent lighting fixtures are available in 120 Volts only

### Dimensions (Length x Height x Depth)


10.8" x 3.7" x 2.2"

### Weight

2.3 lbs.



## HOW TO SPECIFY

SERIES	MODEL#	LAMP TYPE	VOLTAGE	FINISH
APWS	115.02	➔ _____	➔ _____	➔ _____
		 CF20WEL	120 = 120 Volts	<b>NP</b> = NATURAL PLASTER <b>MW</b> = MATTE WHITE <b>SW</b> = SATIN WHITE <b>RD</b> = RED <b>BL</b> = BLUE <b>OL</b> = OLIVE <b>EB</b> = EBONY <b>SG</b> = SILVER GLOSS <b>SM</b> = SILVER MATTE <b>PG</b> = PLATINUM GLOSS <b>PM</b> = PLATINUM MATTE <b>CG</b> = COPPER GLOSS <b>CM</b> = COPPER MATTE
Architectural Plaster Wall Sconce				

# APWS-115.03

## Sunset 12

Designer - SEDAP

- NP
- MW
- SW
- RD
- BL
- OL
- EB
- SG
- SM
- PG
- PM
- CG
- CM

### • Mounting

Wall mount on a horizontal J-Box (2x4)

### • Material

Fibre Reinforced Plaster™ and Protective Tempered Glass

### • Lamp type (lamp not included)



CFM36W 2G10

Compact Fluorescent, F-Lamp T5, 4-Pin

### • Voltage and Ballast

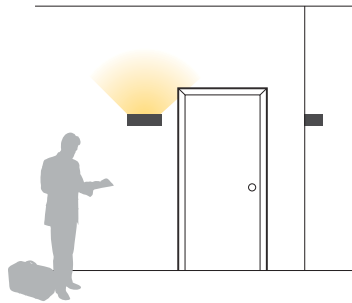
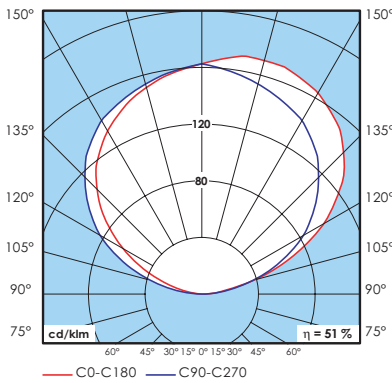
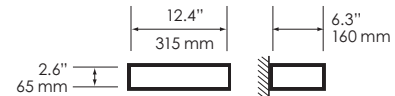
- All our fluorescent lighting fixtures are available in 120 or 277 Volts
- All our ballasts are electronic and are less than 10% THD
- For 347 Volt ballast, please consult the factory
- For electronic dimming ballast, please consult the factory

### • Dimensions (Length x Height x Depth)

12.4" x 2.6" x 6.3"

### • Weight

6.4 lbs.



## HOW TO SPECIFY

SERIES	MODEL#	LAMP TYPE	VOLTAGE	FINISH														
APWS	115.03	→ _____	→ _____	→ _____														
		CFM36W	120 = 120 Volts 277 = 277 Volts	<table border="0"> <tr> <td>NP = NATURAL PLASTER</td> <td>SG = SILVER GLOSS</td> </tr> <tr> <td>MW = MATTE WHITE</td> <td>SM = SILVER MATTE</td> </tr> <tr> <td>SW = SATIN WHITE</td> <td>PG = PLATINUM GLOSS</td> </tr> <tr> <td>RD = RED</td> <td>PM = PLATINUM MATTE</td> </tr> <tr> <td>BL = BLUE</td> <td>CG = COPPER GLOSS</td> </tr> <tr> <td>OL = OLIVE</td> <td>CM = COPPER MATTE</td> </tr> <tr> <td>EB = EBONY</td> <td></td> </tr> </table>	NP = NATURAL PLASTER	SG = SILVER GLOSS	MW = MATTE WHITE	SM = SILVER MATTE	SW = SATIN WHITE	PG = PLATINUM GLOSS	RD = RED	PM = PLATINUM MATTE	BL = BLUE	CG = COPPER GLOSS	OL = OLIVE	CM = COPPER MATTE	EB = EBONY	
NP = NATURAL PLASTER	SG = SILVER GLOSS																	
MW = MATTE WHITE	SM = SILVER MATTE																	
SW = SATIN WHITE	PG = PLATINUM GLOSS																	
RD = RED	PM = PLATINUM MATTE																	
BL = BLUE	CG = COPPER GLOSS																	
OL = OLIVE	CM = COPPER MATTE																	
EB = EBONY																		
Architectural Plaster Wall Sconce																		

# APWS-115.04

## Sunset 24

Designer - SEDAP



- NP
- MW
- SW
- RD
- BL
- OL
- EB
- SG
- SM
- PG
- PM
- CG
- CM


### • Mounting


Wall mount on a horizontal J-Box (2x4)

### • Material

Fibre Reinforced Plaster™ and Protective Tempered Glass

### • Lamp type (lamp not included)

 x 1  
F14WT5 G5  
Fluorescent Tube, 2-Pin

 x 1  
F24WT5HO G5  
Fluorescent Tube, 2-Pin

### • Voltage and Ballast

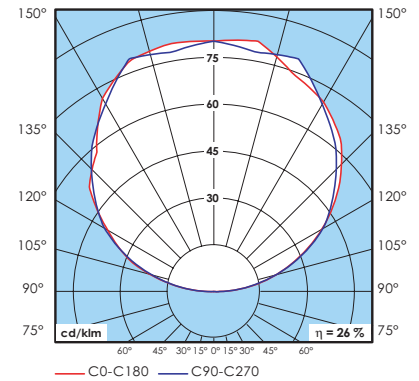
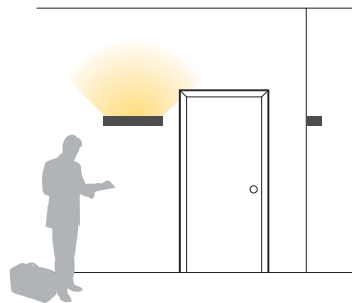
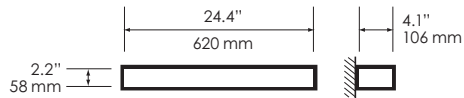
- All our fluorescent lighting fixtures are available in 120 or 277 Volts
- All our ballasts are electronic and are less than 10% THD
- For 347 Volt ballast, please consult the factory
- For electronic dimming ballast, please consult the factory

### • Dimensions (Length x Height x Depth)



24.4" x 2.2" x 4.1"

### • Weight

6.6 lbs.



## HOW TO SPECIFY

SERIES	MODEL#	LAMP TYPE	VOLTAGE	FINISH
APWS	115.04	➔ _____	➔ _____	➔ _____
		 F14WT5  F24WT5HO	<b>120</b> = 120 Volts <b>277</b> = 277 Volts	<b>NP</b> = NATURAL PLASTER <b>MW</b> = MATTE WHITE <b>SW</b> = SATIN WHITE <b>RD</b> = RED <b>BL</b> = BLUE <b>OL</b> = OLIVE <b>EB</b> = EBONY <b>SG</b> = SILVER GLOSS <b>SM</b> = SILVER MATTE <b>PG</b> = PLATINUM GLOSS <b>PM</b> = PLATINUM MATTE <b>CG</b> = COPPER GLOSS <b>CM</b> = COPPER MATTE
Architectural Plaster Wall Sconce				

# APWS-115.05

## Sunset 36

Designer - SEDAP

- NP
- MW
- SW
- RD
- BL
- OL
- EB
- SG
- SM
- PG
- PM
- CG
- CM


### • Mounting


Wall mount on a horizontal J-Box (2x4)

### • Material

Fibre Reinforced Plaster™ and Protective Tempered Glass

### • Lamp type (lamp not included)

 x 1  
F21WT5 G5  
Fluorescent Tube, 2-Pin

 x 1  
F39WT5HO G5  
Fluorescent Tube, 2-Pin

### • Voltage and Ballast

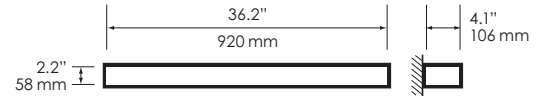

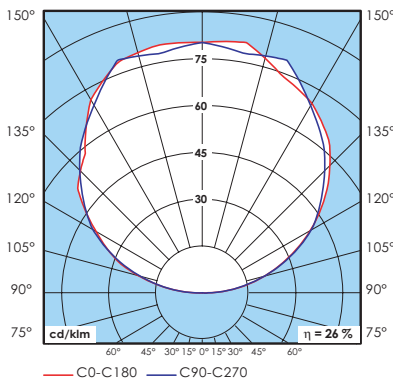
- All our fluorescent lighting fixtures are available in 120 or 277 Volts
- All our ballasts are electronic and are less than 10% THD
- For 347 Volt ballast, please consult the factory
- For electronic dimming ballast, please consult the factory

### • Dimensions (Length x Height x Depth)



36.2" x 2.2" x 4.1"

### • Weight

11.5 lbs.



## HOW TO SPECIFY

SERIES	MODEL#	LAMP TYPE	VOLTAGE	FINISH
APWS	115.05	→ _____	→ _____	→ _____
		 F21WT5  F39WT5HO	<b>120</b> = 120 Volts <b>277</b> = 277 Volts	<b>NP</b> = NATURAL PLASTER <b>SG</b> = SILVER GLOSS <b>MW</b> = MATTE WHITE <b>SM</b> = SILVER MATTE <b>SW</b> = SATIN WHITE <b>PG</b> = PLATINUM GLOSS <b>RD</b> = RED <b>PM</b> = PLATINUM MATTE <b>BL</b> = BLUE <b>CG</b> = COPPER GLOSS <b>OL</b> = OLIVE <b>CM</b> = COPPER MATTE <b>EB</b> = EBONY
Architectural Plaster Wall Sconce				

# APWS-115.06

## Sunset 48

Designer - SEDAP



- NP
- MW
- SW
- RD
- BL
- OL
- EB
- SG
- SM
- PG
- PM
- CG
- CM


### • Mounting


Wall mount on a horizontal J-Box (2x4)

### • Material

Fibre Reinforced Plaster™ and Protective Tempered Glass

### • Lamp type (lamp not included)

 x 1  
F28WT5 G5  
Fluorescent Tube, 2-Pin

 x 1  
F54WT5HO G5  
Fluorescent Tube, 2-Pin

### • Voltage and Ballast

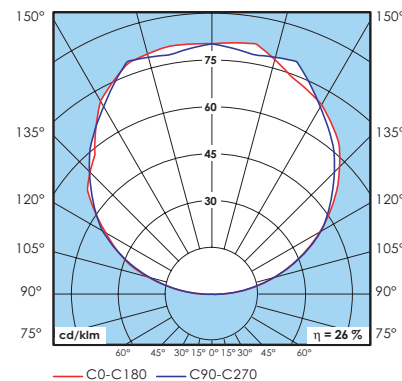
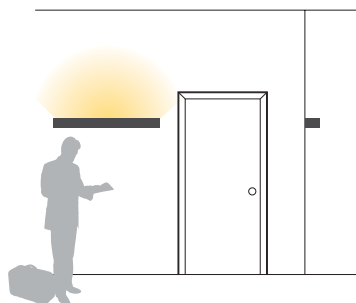
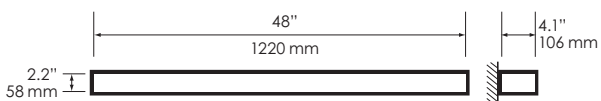
- All our fluorescent lighting fixtures are available in 120 or 277 Volts
- All our ballasts are electronic and are less than 10% THD
- For 347 Volt ballast, please consult the factory
- For electronic dimming ballast, please consult the factory

### • Dimensions (Length x Height x Depth)



48.0" x 2.2" x 4.1"

### • Weight

15.4 lbs.



## HOW TO SPECIFY

SERIES	MODEL#	LAMP TYPE	VOLTAGE	FINISH
APWS	115.06	→ _____	→ _____	→ _____
		 F28WT5  F54WT5HO	<b>120</b> = 120 Volts <b>277</b> = 277 Volts	<b>NP</b> = NATURAL PLASTER <b>SG</b> = SILVER GLOSS <b>MW</b> = MATTE WHITE <b>SM</b> = SILVER MATTE <b>SW</b> = SATIN WHITE <b>PG</b> = PLATINUM GLOSS <b>RD</b> = RED <b>PM</b> = PLATINUM MATTE <b>BL</b> = BLUE <b>CG</b> = COPPER GLOSS <b>OL</b> = OLIVE <b>CM</b> = COPPER MATTE <b>EB</b> = EBONY
Architectural Plaster Wall Sconce				



[www.sedap-na.com](http://www.sedap-na.com)