

**CONSTRUCTION**

- A** Housing - Made entirely of heavy gauge aluminium, composed of a main compartment welded to a wall case. This case mounts to a wall support and wedges a massive EPDM gasket against the wall, ensuring sealing of the luminaire and preventing dust from infiltrating.
- B** Wall support - Made of a galvanized steel plate of heavy gauge, in a hooked shape. This support is fixed to the wall using bolts and is used as a support for the ballast.
- C** Lens frame - Made of moulded 356 aluminium alloy. Access to the lamp is made quickly via two screws. A high-strength gasket of silicone ensures sealing of the luminaire and prevents dust from infiltrating.

**OPTICS**

- D** Lens - Made of clear, micro-prismatic and heat resistant tempered glass.
- E** Reflector - Made of one piece spun aluminium with a semi-specular anodized finish.

**ELECTRICAL COMPONENTS**

- F** Ballast - Easily accessible, the ballast is mounted on a removable heavy gauge galvanized steel tray, is equipped with a quick disconnect wiring system and is factory pre wired and tested. It has a high power-factor of 90% or more and is either CWA, CWI, HX, or reactor type. All electrical components are CSA and UL approved. The ballast must be installed in an SDL bracket.
- Socket - Made of porcelain, medium base and 4KV pulse rated (lamp not included).

**FINISH**

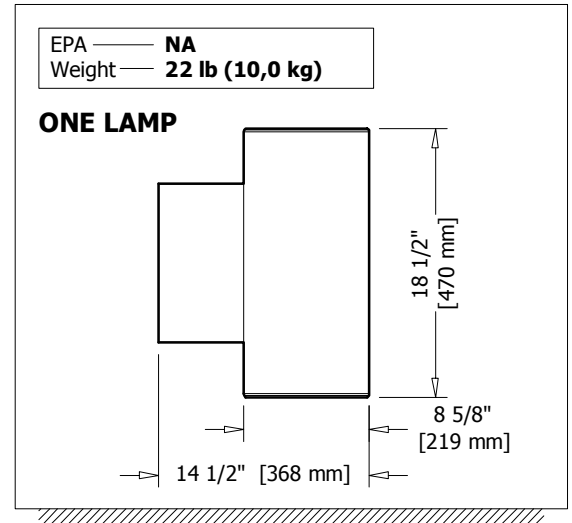
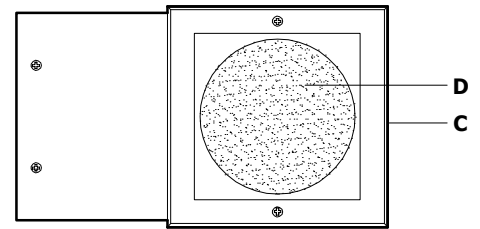
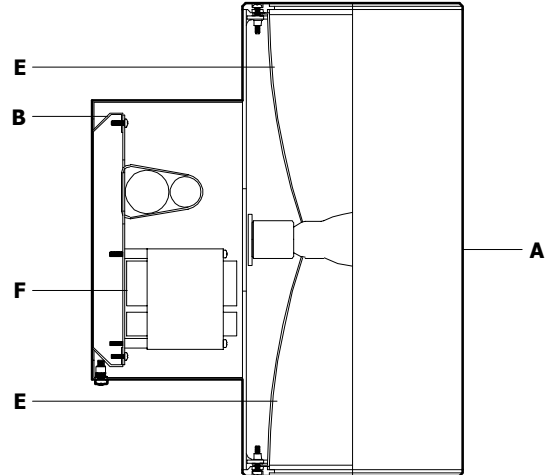
- All surfaces are chemically treated against corrosion through a multi-stage immersion process. The polyester powder finish is applied by a thermostatic process offering an excellent protection conforming to ASTM G7, D-2247 and B-117/D-1654 standards. Standard colours are black, bronze and white with a textured finish. Consult SDL's "Colour Selection Guide" for others.

**HARDWARE**

- All exterior hardware is made of stainless steel.

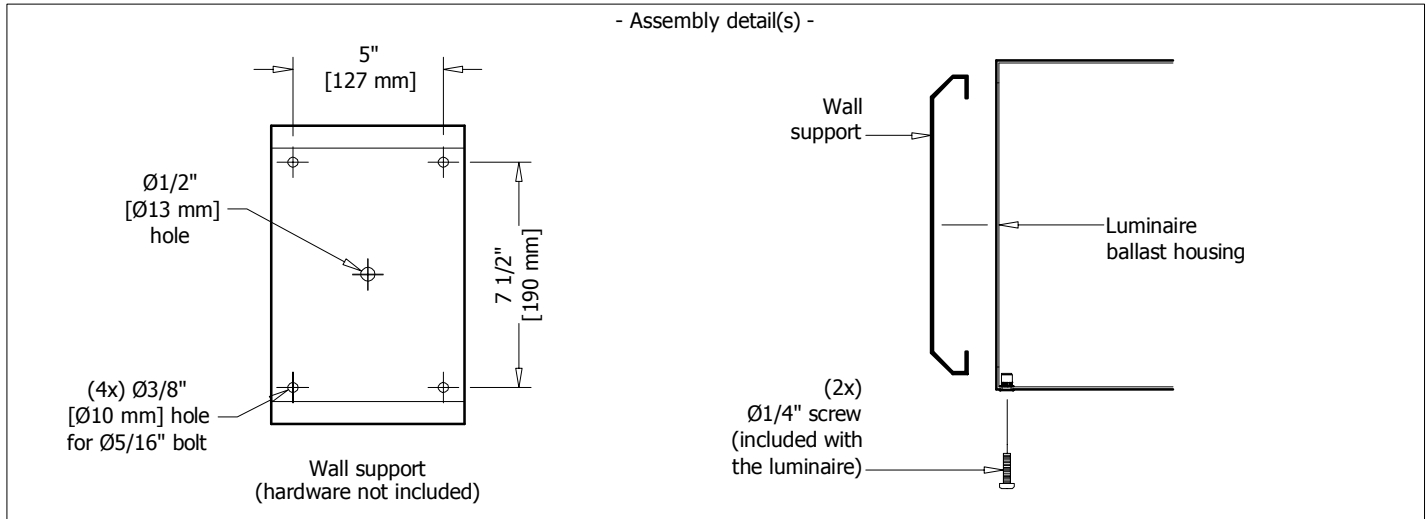
**WARRANTY**

- This product has a three year warranty on the finish and against any manufacturing defect. The ballast and its components are covered by the manufacturer's warranty.



Type	Quantity	Model	Distribution	Wattage	Voltage	Colour	Other components
<input type="text"/>	<input type="text"/>	<input type="text"/>	<input type="text"/>	<input type="text"/>	<input type="text"/>	<input type="text"/>	<input type="text"/>
Submitted on _____ for <input type="checkbox"/> Information <input type="checkbox"/> Approval				Project — _____			
Socket — <input type="checkbox"/> Medium <input type="checkbox"/> Mogul <input type="checkbox"/>				Distributor — _____			
Other(s) — <input type="text"/>				Your order # — _____			
				Representative — _____			
				Our order # — _____			

- Assembly detail(s) -



- Specification guide -

Distribution	Wattage	Voltage	Colour	Other components
<p>Up and down</p> <p>UAD <input type="checkbox"/></p>	<p>MH</p> <p><b>175H</b> <input type="checkbox"/></p> <hr/> <p>MH pulse start</p> <p><b>50P</b> <input type="checkbox"/></p> <p><b>70P</b> <input type="checkbox"/></p> <p><b>100P</b> <input type="checkbox"/></p> <p><b>125P</b> <input type="checkbox"/></p> <p><b>150P</b> <input type="checkbox"/></p> <hr/> <p>HPS</p> <p><b>70S</b> <input type="checkbox"/></p> <p><b>100S</b> <input type="checkbox"/></p> <p><b>150S</b> <input type="checkbox"/></p> <p>Medium socket only</p>	<p><b>120</b> <input type="checkbox"/></p> <p><b>208</b> <input type="checkbox"/></p> <p><b>240</b> <input type="checkbox"/></p> <p><b>277</b> <input type="checkbox"/></p> <p><b>347</b> <input type="checkbox"/></p>	<p>Standard Colours</p> <p>Textured black <b>A11</b> <input type="checkbox"/></p> <p>Textured bronze <b>B11</b> <input type="checkbox"/></p> <p>Textured white <b>C11</b> <input type="checkbox"/></p> <hr/> <p>Special Colours</p> <p>Textured beige <b>D11</b> <input type="checkbox"/></p> <p>Silver <b>E10</b> <input type="checkbox"/></p> <p>Silver charcoal <b>E20</b> <input type="checkbox"/></p> <p>Textured grey blue <b>G11</b> <input type="checkbox"/></p> <p>Textured blue <b>H11</b> <input type="checkbox"/></p> <p>Textured dark blue <b>H21</b> <input type="checkbox"/></p> <p>Textured dark turquoise <b>J11</b> <input type="checkbox"/></p> <p>Textured turquoise <b>J21</b> <input type="checkbox"/></p> <p>Textured forest green <b>K11</b> <input type="checkbox"/></p> <p>Textured dark forest green <b>K21</b> <input type="checkbox"/></p> <p>Textured dark green <b>K31</b> <input type="checkbox"/></p> <p>Fine textured dark green <b>K42</b> <input type="checkbox"/></p> <p>Textured red <b>M11</b> <input type="checkbox"/></p> <p>Textured burgundy <b>M21</b> <input type="checkbox"/></p> <p>Fine textured patina <b>X11</b> <input type="checkbox"/></p> <p>Custom colour <b>CC</b> ★ <input type="checkbox"/></p>	

★ Consult manufacturer

**IMPORTANT NOTICE**  
Éclairage SDL inc. disclaims any responsibility for problems that could occur from a combination of third party products with those of Éclairage SDL inc.

Order example	<b>5042</b>	-	<b>UAD</b>	-	<b>100P</b>	-	<b>120</b>	-	<b>A11</b>	-	Other components
	Model		Distribution		Wattage		Voltage		Colour		