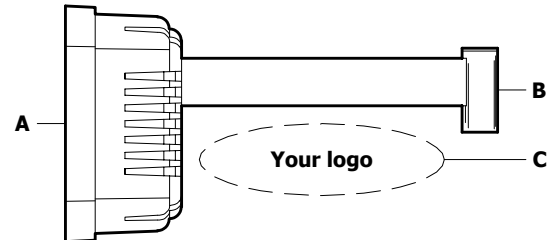


CONSTRUCTION

- Wall plate - Made of one piece moulded 356 aluminium alloy and is directly bolted to a wall. The wall plate receives a ballast of maximum 175W, mounted on a galvanized steel plate. (Ballast not included with the bracket).
- A** Wall housing - Made of one piece moulded 356 aluminium alloy and has integrated heat dissipation ribs. The housing is mechanically fixed to the wall plate and their sealing is ensured by a high-strength EPDM gasket.
- B** Horizontal support - Composed of an aluminium tube of rectangular section, welded to the wall housing and to a cylindrical adapter. A three screw fastening system can receive a luminaire equipped with a 1 3/16" (30 mm) SDL adapter.
- C** Custom scroll - Made of a laser cut aluminium part, of heavy gauge, that represents a personalized logo. The scroll is welded to the horizontal support as well as the wall housing.



FINISH

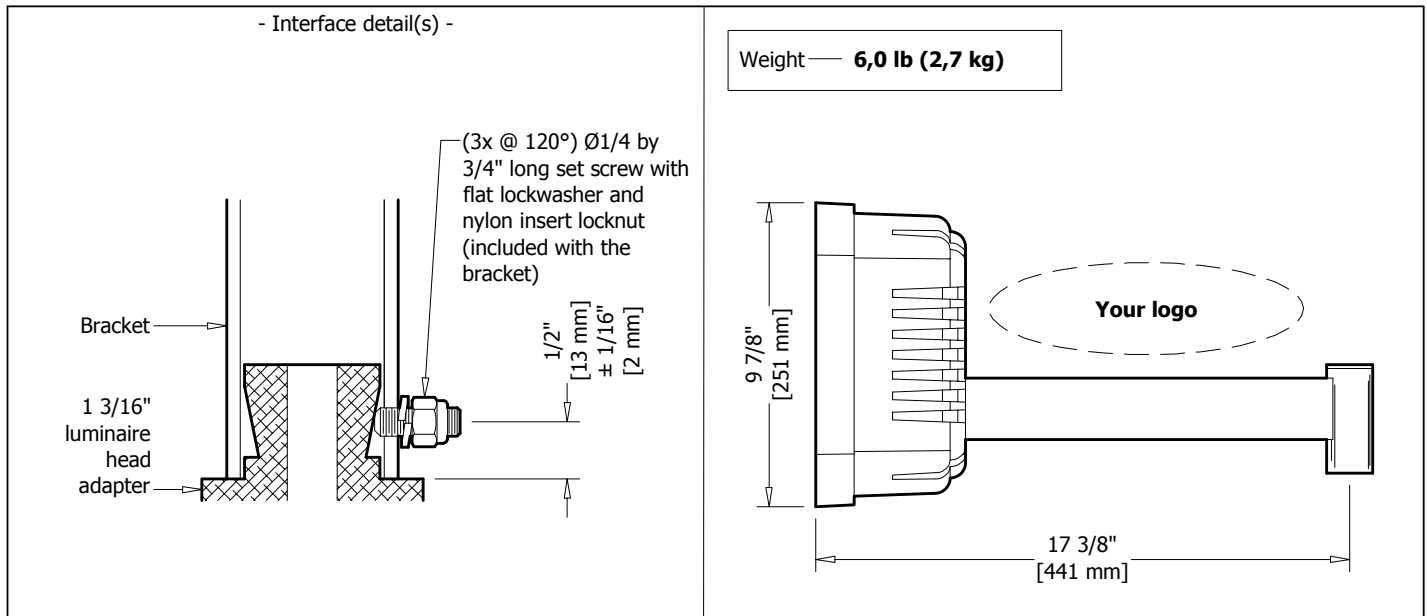
- All surfaces are chemically treated against corrosion through a multi-stage immersion process. The polyester powder finish is applied by a thermostatic process offering an excellent protection conforming to ASTM G7, D-2247 and B-117/D-1654 standards. Standard colours are black, bronze and white with a textured finish. Consult SDL's "Colour Selection Guide" for others.

HARDWARE

- All exterior hardware is made of stainless steel.

WARRANTY

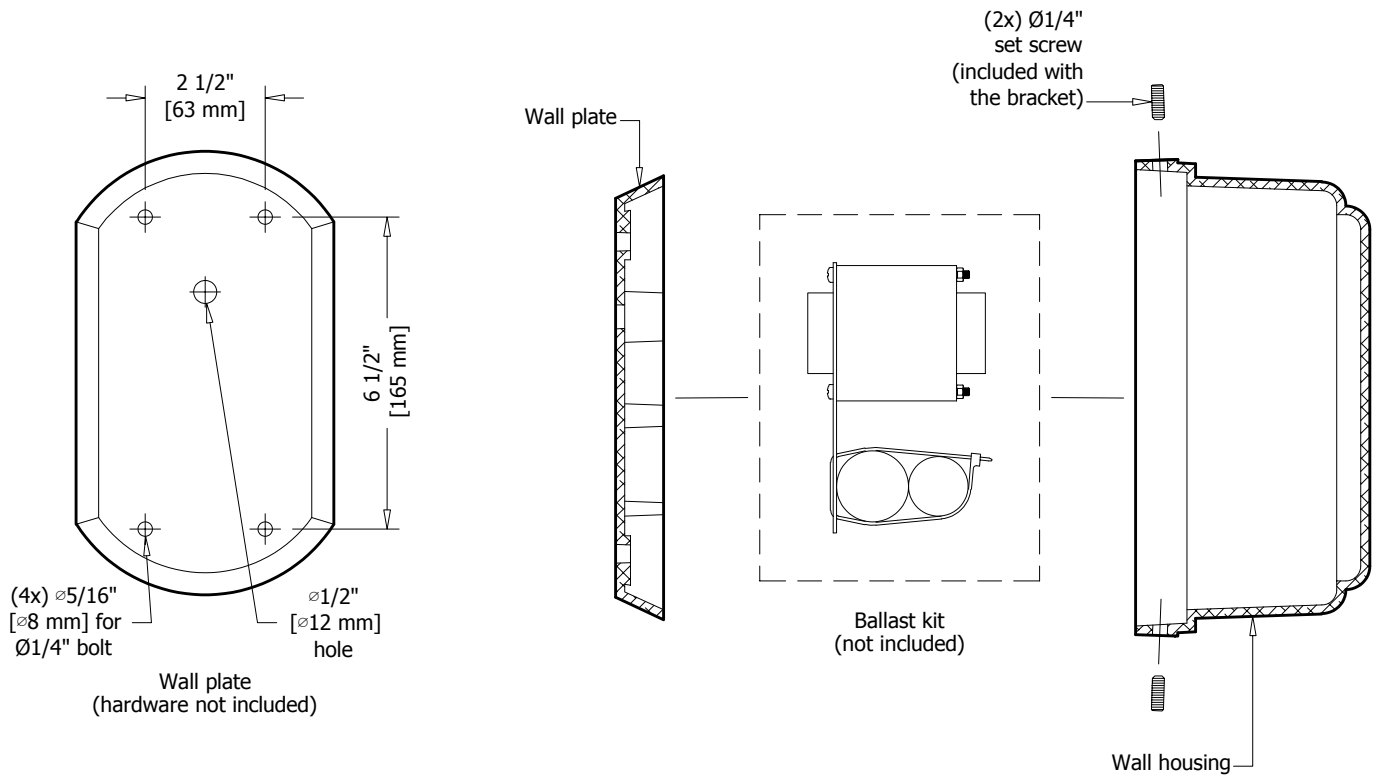
- This product has a three year warranty on the finish and against any manufacturing defect. The ballast and its components are covered by the manufacturer's warranty.



Type	Quantity	Model	Configuration	Colour
<input type="text"/>	<input type="text"/>	<input type="text"/>	<input type="text"/>	<input type="text"/>

Submitted on <input type="text"/> for <input type="checkbox"/> Information <input type="checkbox"/> Approval Other(s) <input style="width: 100%;" type="text"/>	Project <input style="width: 100%;" type="text"/> Distributor <input style="width: 100%;" type="text"/> Your order # <input style="width: 100%;" type="text"/> Representative <input style="width: 100%;" type="text"/> Our order # <input style="width: 100%;" type="text"/>
--	---

- Mounting detail(s) -



- Specification guide -

Configuration	Colour
<p>Decorative scroll downwards</p> <p>WDE <input type="checkbox"/></p>	<p>Standard Colours</p> <p>Textured black — A11 <input type="checkbox"/> Textured white — C11 <input type="checkbox"/></p> <p>Textured bronze — B11 <input type="checkbox"/></p>
<p>Decorative scroll upwards</p> <p>WUE <input type="checkbox"/></p>	<p>Special Colours</p> <p>Textured beige — D11 <input type="checkbox"/> Textured forest green — K11 <input type="checkbox"/></p> <p>Silver — E10 <input type="checkbox"/> Textured dark forest green — K21 <input type="checkbox"/></p> <p>Silver charcoal — E20 <input type="checkbox"/> Textured dark green — K31 <input type="checkbox"/></p> <p>Textured grey blue — G11 <input type="checkbox"/> Fine textured dark green — K42 <input type="checkbox"/></p> <p>Textured blue — H11 <input type="checkbox"/> Textured red — M11 <input type="checkbox"/></p> <p>Textured dark blue — H21 <input type="checkbox"/> Textured burgundy — M21 <input type="checkbox"/></p> <p>Textured dark turquoise — J11 <input type="checkbox"/> Fine textured patina — X11 <input type="checkbox"/></p> <p>Textured turquoise — J21 <input type="checkbox"/> Custom colour — CC ★ <input type="checkbox"/></p>

★ Consult manufacturer

IMPORTANT NOTICE
Éclairage SDL inc. disclaims any responsibility for problems that could occur from a combination of third party products with those of Éclairage SDL inc.

Order example —	DMX Model	-	WDE Configuration	-	A11 Colour
-----------------	---------------------	---	-----------------------------	---	----------------------