

CONSTRUCTION

- A** Pole - Made of an aluminium extruded part of round or of round fluted section of Ø4" (102 mm). The pole is welded to the decorative base.
- B** Decorative base - Composed of two moulded 356 aluminium alloy parts welded together.
- C** Access door - Made of one piece moulded aluminium and covers an opening of 4" by 9" (102 mm by 229 mm) that gives access to a copper grounding terminal. The door closes on a neoprene gasket making it waterproof.
- Anchor plate - Made of one piece moulded aluminium. The bolt circle of the plate is Ø10" (254 mm).
- Anchor bolts - There are four in all, made of galvanized steel and 'L' shaped. The bolts are of size 3/4" by 15" long (19 mm by 381 mm long) and supplied with two nuts and two flats for each.

FINISH

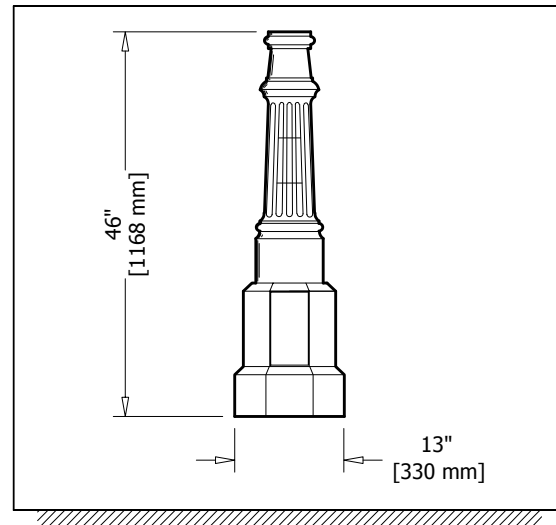
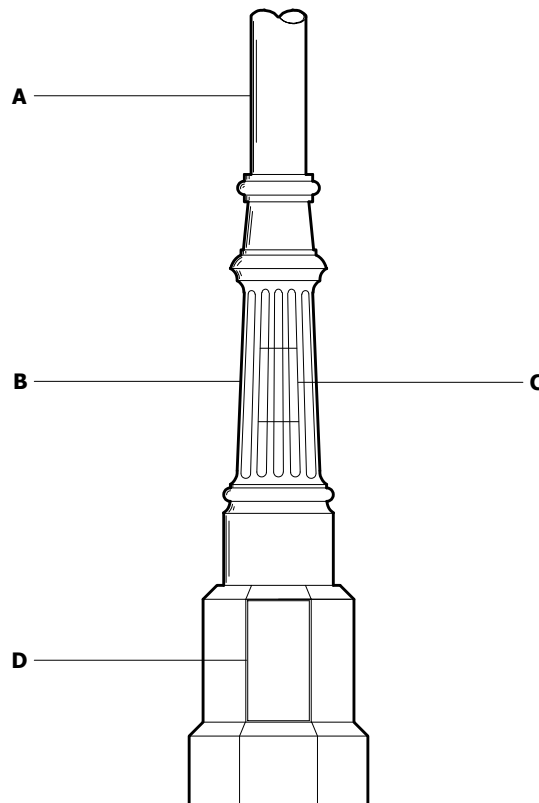
- All surfaces are chemically treated against corrosion through a multi-stage immersion process. The polyester powder finish is applied by a thermostatic process offering an excellent protection conforming to ASTM G7, D-2247 and B-117/D-1654 standards. Standard colours are black, bronze and white with a textured finish. Consult SDL's "Colour Selection Guide" for others.

HARDWARE

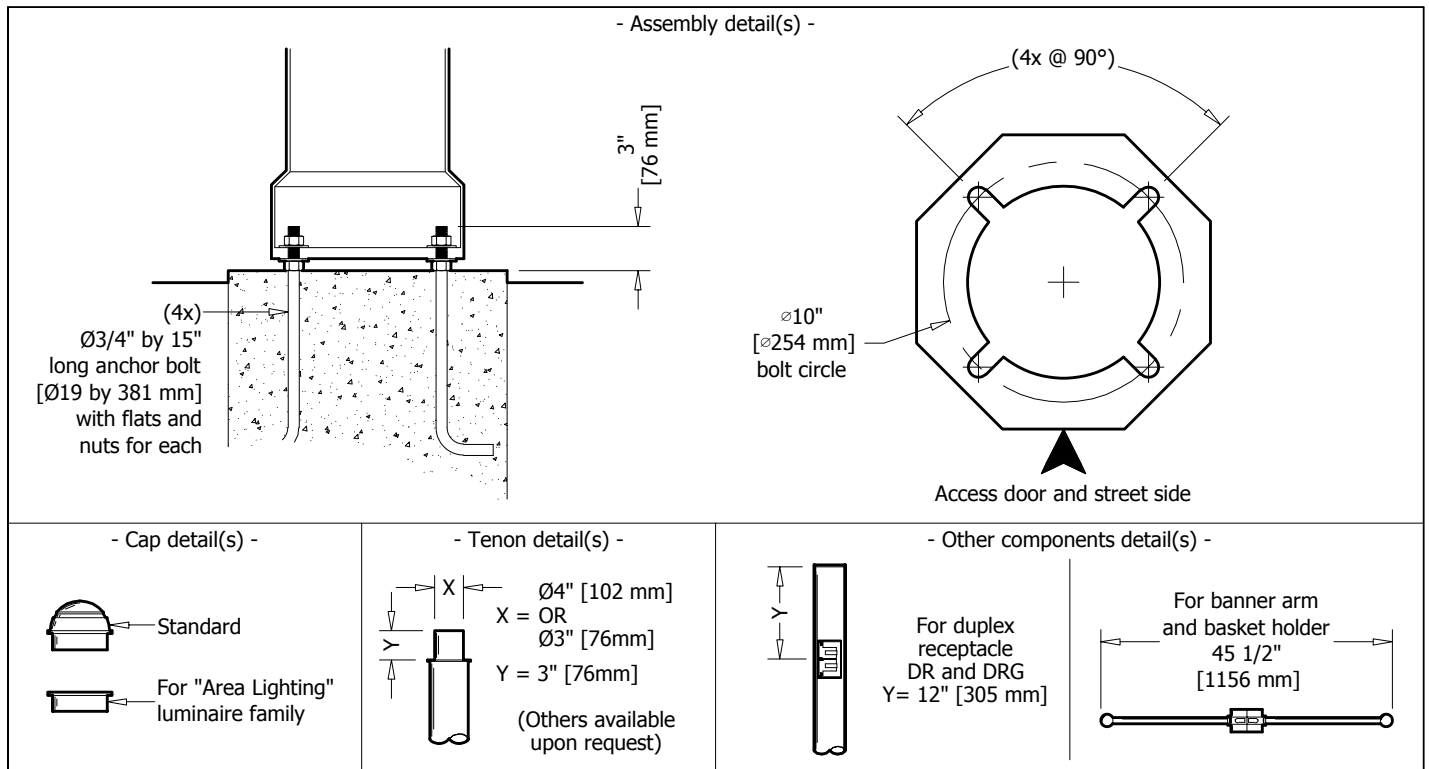
- All exterior hardware is made of stainless steel.

WARRANTY

- This product has a three year warranty on the finish and against any manufacturing defect. The ballast and its components are covered by the manufacturer's warranty.



Type	Quantity	Model	Section	Height	Wall thickness	Colour	Other components
<input type="text"/>	<input type="text"/>	<input type="text"/>	<input type="text"/>	<input type="text"/>	<input type="text"/>	<input type="text"/>	<input type="text"/>
Submitted on <input type="text"/> for <input type="checkbox"/> Information <input type="checkbox"/> Approval				Project <input type="text"/>			
<input type="checkbox"/> Cap <input type="checkbox"/> Ø3" x 3" tenon <input type="checkbox"/> Ø4" x 3" tenon				Distributor <input type="text"/>			
Other(s) <input type="text"/>				Your order # <input type="text"/>			
				Representative <input type="text"/>			
				Our order # <input type="text"/>			



- Specification guide -

Section	Height	Wall thickness	Colour	Other components
<p>Dimension 4" [102 mm] 4</p> <p>Material Aluminium AL</p> <p>Profile F <input type="checkbox"/> R <input type="checkbox"/> </p>	<p>8' [2,44 m] 8 <input type="checkbox"/></p> <p>10' [3,05 m] 10 <input type="checkbox"/></p> <p>12' [3,66 m] 12 <input type="checkbox"/></p> <p>14' [4,27 m] 14 <input type="checkbox"/></p> <p>16' [4,88 m] 16 <input type="checkbox"/></p> <p>Others <input checked="" type="checkbox"/></p>	<p>1/8" [3 mm] L <input type="checkbox"/></p> <p>3/16" [5 mm] M <input type="checkbox"/></p> <p>1/4" [6 mm] H <input type="checkbox"/></p>	<p>Standard Colours</p> <p>Textured black A11 <input type="checkbox"/></p> <p>Textured bronze B11 <input type="checkbox"/></p> <p>Textured white C11 <input type="checkbox"/></p> <p>Special Colours</p> <p>Textured beige D11 <input type="checkbox"/></p> <p>Silver E10 <input type="checkbox"/></p> <p>Silver charcoal E20 <input type="checkbox"/></p> <p>Textured grey blue G11 <input type="checkbox"/></p> <p>Textured blue H11 <input type="checkbox"/></p> <p>Textured dark blue H21 <input type="checkbox"/></p> <p>Textured dark turquoise J11 <input type="checkbox"/></p> <p>Textured turquoise J21 <input type="checkbox"/></p> <p>Textured forest green K11 <input type="checkbox"/></p> <p>Textured dark forest green K21 <input type="checkbox"/></p> <p>Textured dark green K31 <input type="checkbox"/></p> <p>Fine textured dark green K42 <input type="checkbox"/></p> <p>Textured red M11 <input type="checkbox"/></p> <p>Textured burgundy M21 <input type="checkbox"/></p> <p>Fine textured patina X11 <input type="checkbox"/></p> <p>Custom colour CC <input checked="" type="checkbox"/></p>	<p>Optional</p> <p>Duplex receptacle DR <input type="checkbox"/></p> <p>Ground fault duplex receptacle DRG <input type="checkbox"/></p> <p>Banner arm</p> <p> LR41 <input type="checkbox"/></p> <p> LR42 <input type="checkbox"/></p> <p>Basket holder</p> <p> LH41 <input type="checkbox"/></p> <p> LH42 <input type="checkbox"/></p> <p> LH43 <input type="checkbox"/></p> <p> LH44 <input type="checkbox"/></p>

● Not available for ALF
★ Consult manufacturer

▲ Consider a greater EPA when adding accessories to this component.

IMPORTANT NOTICE
Éclairage SDL inc. disclaims any responsibility for problems that could occur from a combination of third party products with those of Éclairage SDL inc.

Order example	NH	-	4ALR	-	12	-	L	-	A11	-	DR/LR42
	Model		Section		Height		Wall thickness		Colour		Other components

440 ave. des Laurentides, suite 101, Beauport (Québec) G1C 5C4 (Canada) - Tel.: (418) 664-0999 - Fax: (418) 664-0816 - Internet: sdllighting.com

Éclairage SDL inc. reserves the right to modify the characteristics of its products without prior notification. Éclairage SDL inc. is not responsible for the choice of the lamps.
Éclairage SDL inc. will only commence production upon receiving this drawing approved. Annotations to the approved drawing may change pricing and delay.