

CONSTRUCTION

- A** Roof - Made of heavy gauge spun aluminium parts, surmounted by a moulded aluminium finial.
- B** Rotative quarter turn opening system - The spring loaded rotative opening system, consisting of cast aluminium parts, offers easy and fast access to the luminaire's internal components. This system also assures weatherproofing of the luminaire due to the uniform pressure it produces on a heavy duty silicone gasket.
- C** Holder - Made of one piece moulded aluminium, fits on a Ø4" (102 mm) tenon and is fixed by four stainless steel set screws.

OPTICS

- D** Lens - Made of one piece injection moulded polycarbonate, clear and impact resistant or of clear UV stabilized acrylic. The lens is equipped with internal refractor prisms that optimize the photometric distribution. This lens offers a photometric distribution of IES type III or V. In option, this lens can be twinned with a high performance anodized aluminium reflector in order to increase the photometric effectiveness and/or combined with a specular aluminium deflector so as to redirect annoying light beams.

ELECTRICAL COMPONENTS

- E** Ballast - Easily accessible, the ballast is mounted on a removable heavy gauge galvanized steel tray, is equipped with a quick disconnect wiring system and is factory pre wired and tested. It has a high power-factor of 90% or more and is either CWA, CWI, HX, or reactor type. All electrical components are CSA and UL approved.
- Socket - Made of porcelain and 4KV pulse rated. For 175W or less, medium base and for 200W or more, mogul base (lamp not included).

FINISH

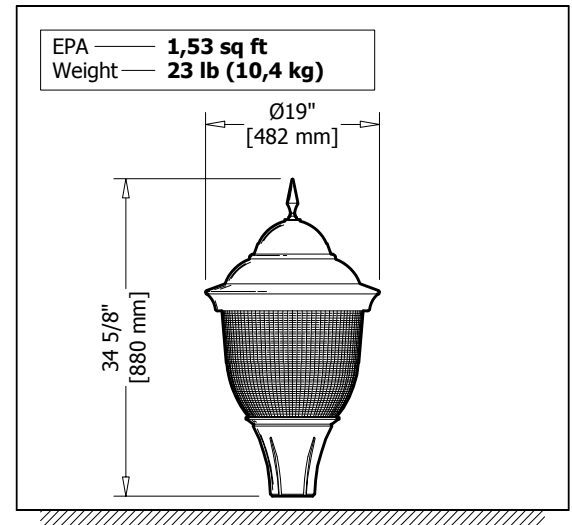
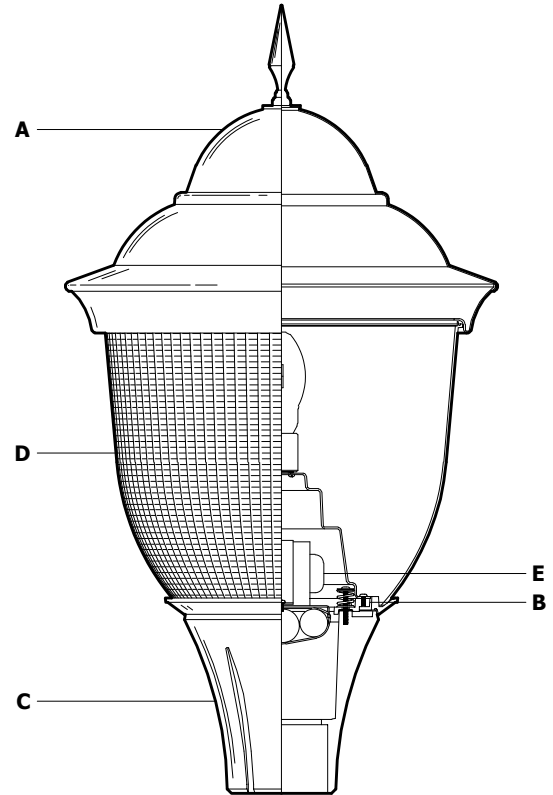
- All surfaces are chemically treated against corrosion through a multi-stage immersion process. The polyester powder finish is applied by a thermostatic process offering an excellent protection conforming to ASTM G7, D-2247 and B-117/D-1654 standards. Standard colours are black, bronze and white with a textured finish. Consult SDL's "Colour Selection Guide" for others.

HARDWARE

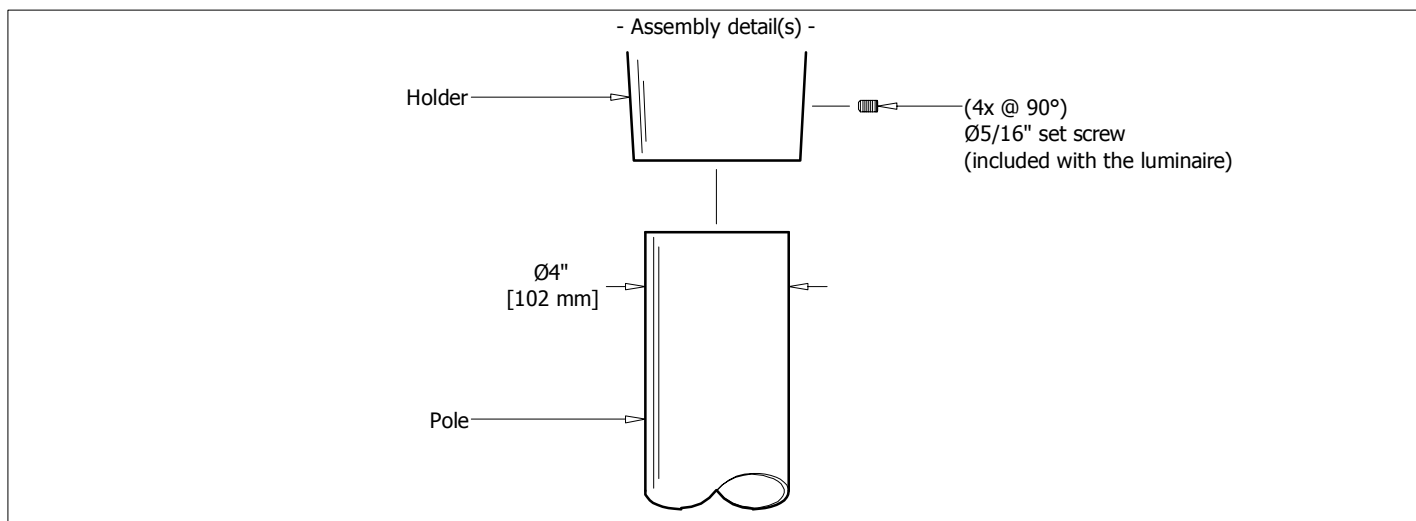
- All exterior hardware is made of stainless steel.

WARRANTY

- This product has a three year warranty on the finish and against any manufacturing defect. The ballast and its components are covered by the manufacturer's warranty.



Type	Quantity	Model	Distribution	Wattage	Voltage	Colour	Other components
Submitted on _____ for <input type="checkbox"/> Information <input type="checkbox"/> Approval				Project — _____			
Socket — <input type="checkbox"/> Medium <input type="checkbox"/> Mogul <input type="checkbox"/>				Distributor — _____			
Other(s) — _____				Your order # — _____			
				Representative — _____			
				Our order # — _____			



IES distribution	Wattage	Voltage	Colour	Other components
<p>Refractor lens</p> <p>Type 3 LR3 <input type="checkbox"/></p> <p>Type 5 LR5 <input type="checkbox"/></p>	<p>MH</p> <p>175H <input type="checkbox"/></p> <p>250H ● <input type="checkbox"/></p> <p>MH pulse start</p> <p>70P <input type="checkbox"/></p> <p>100P <input type="checkbox"/></p> <p>125P <input type="checkbox"/></p> <p>150P <input type="checkbox"/></p> <p>200P ● <input type="checkbox"/></p> <p>250P ● <input type="checkbox"/></p> <p>HPS</p> <p>70S <input type="checkbox"/></p> <p>100S <input type="checkbox"/></p> <p>150S <input type="checkbox"/></p> <p>Others</p> <p>★ <input type="checkbox"/></p>	<p>120 <input type="checkbox"/></p> <p>208 <input type="checkbox"/></p> <p>240 <input type="checkbox"/></p> <p>277 <input type="checkbox"/></p> <p>347 <input type="checkbox"/></p>	<p>Standard Colours</p> <p>Textured black A11 <input type="checkbox"/></p> <p>Textured bronze B11 <input type="checkbox"/></p> <p>Textured white C11 <input type="checkbox"/></p> <p>Special Colours</p> <p>Textured beige D11 <input type="checkbox"/></p> <p>Silver E10 <input type="checkbox"/></p> <p>Silver charcoal E20 <input type="checkbox"/></p> <p>Textured grey blue G11 <input type="checkbox"/></p> <p>Textured blue H11 <input type="checkbox"/></p> <p>Textured dark blue H21 <input type="checkbox"/></p> <p>Textured dark turquoise J11 <input type="checkbox"/></p> <p>Textured turquoise J21 <input type="checkbox"/></p> <p>Textured forest green K11 <input type="checkbox"/></p> <p>Textured dark forest green K21 <input type="checkbox"/></p> <p>Textured dark green K31 <input type="checkbox"/></p> <p>Fine textured dark green K42 <input type="checkbox"/></p> <p>Textured red M11 <input type="checkbox"/></p> <p>Textured burgundy M21 <input type="checkbox"/></p> <p>Fine textured patina X11 <input type="checkbox"/></p> <p>Custom colour CC ★ <input type="checkbox"/></p>	<p>Compulsory</p> <p>Acrylic lens AC <input type="checkbox"/></p> <p>Polycarbonate lens PC <input type="checkbox"/></p> <p>Optional</p> <p>House side cut-off HS <input type="checkbox"/></p> <p>High performance reflector HR <input type="checkbox"/></p> <p>High performance reflector + high performance house side cut-off HY <input type="checkbox"/></p>

Up to 175W:
medium
socket

200W and up:
mogul
socket

- Remote ballast
- ★ Consult manufacturer

IMPORTANT NOTICE

Éclairage SDL inc. disclaims any responsibility for problems that could occur from a combination of third party products with those of Éclairage SDL inc.

Order example	V60F	- LR3 -	- 70P -	- 120 -	- A11 -	- AC/HS/HR
	Model	Distribution	Wattage	Voltage	Colour	Other components

440 ave. des Laurentides, suite 101, Beauport (Québec) G1C 5C4 (Canada) - Tel.: (418) 664-0999 - Fax: (418) 664-0816 - Internet: sdllighting.com

Éclairage SDL inc. reserves the right to modify the characteristics of its products without prior notification. Éclairage SDL inc. is not responsible for the choice of the lamps. Éclairage SDL inc. will only commence production upon receiving this drawing approved. Annotations to the approved drawing may change pricing and delay.